

 Pollmeier


COMPONENTS

**Cut-to-size solid beech
to reduce material cost**





Bild von babyloodge.it



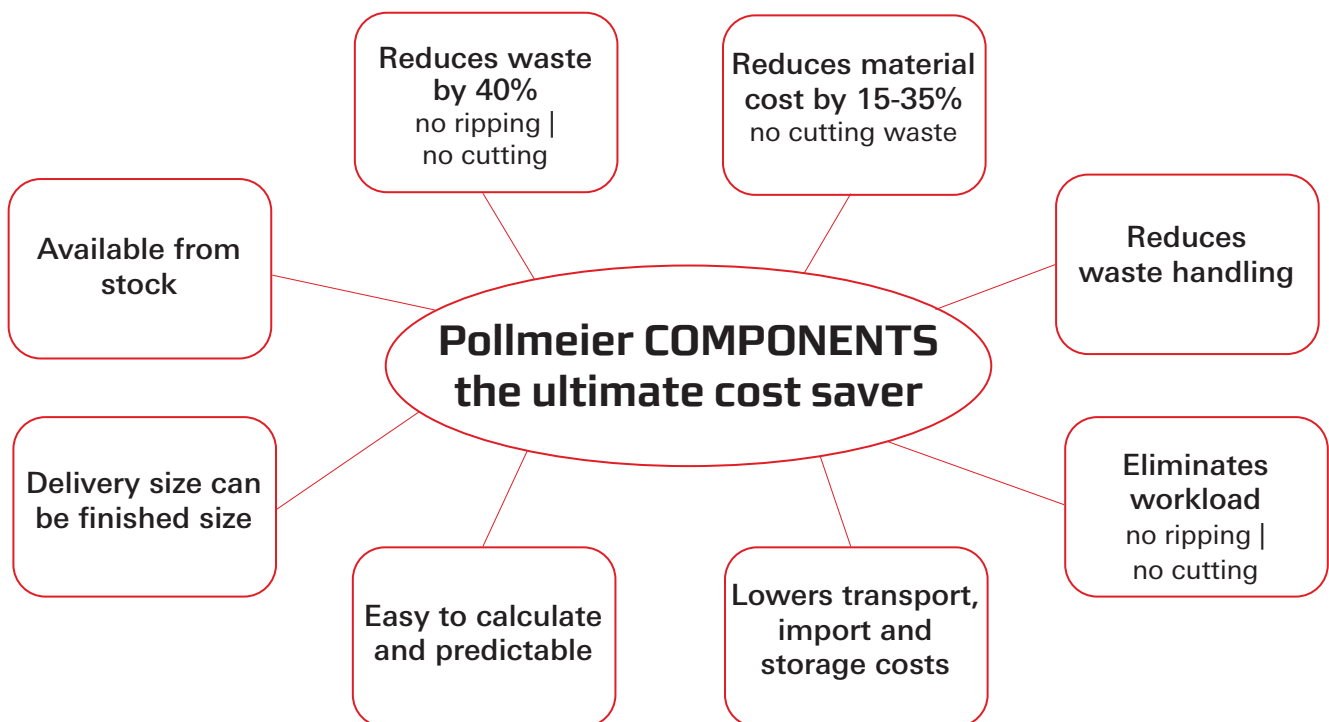
POLLMEIER MISSION

Hardwood is great for furniture and other wooden products, but also a significant cost factor in their production. Most industries and their suppliers – e.g. for steel / aluminum profiles, screws, etc. - have developed standards to reduce cost for the customer including planning, calculation and warehousing costs.

We at Pollmeier have understood and followed the same path. With Pollmeier COMPONENTS we enable consumers to buy **sustainable, high quality hardwood** at **affordable prices**.

Many customer case studies have clearly demonstrated that COMPONENTS is almost always the most cost effective option. Contact us so that we can calculate your cost savings together: components@pollmeier.com


COST SAVING DUE TO STANDARD CUT-TO-SIZE DIMENSIONS



Pollmeier COMPONENTS // Solid Beech
Standard cut-to-size solid beech to reduce cost



Precise dimensions: calibrated in thickness to 0.94" and always cut after drying




Sorting AAA

Sorting CCC



Lightly steamed to attain even and consistent colour




Pollmeier COMPONENTS // Solid Beech

AAA | 4 sides clear

COMPONENTS

Min. 90% of the COMPONENTS are clean, pin knots not determined as a defect.
Max. 10% of the lamellas can have natural attributes*.

*For further details please see page 8.



Front



Back



Photos of samples for the visualization of sorting requirements. Print and photo-related colour deviations (from the original) possible.


Pollmeier COMPONENTS // Solid Beech

CCC | 4 sides clear - color no defect

COMPONENTS

Min. 90% of the COMPONENTS are clean, color and pin knots not determined as a defect.
Color variations permissible on all sides, i.e. red heart, blue stain, mineral streaks.
Max. 10% of the lamellas can have additional natural attributes*.

*For further details please see page 8.



Front



Back



Photos of samples for the visualization of sorting requirements. Print and photo-related colour deviations (from the original) possible.

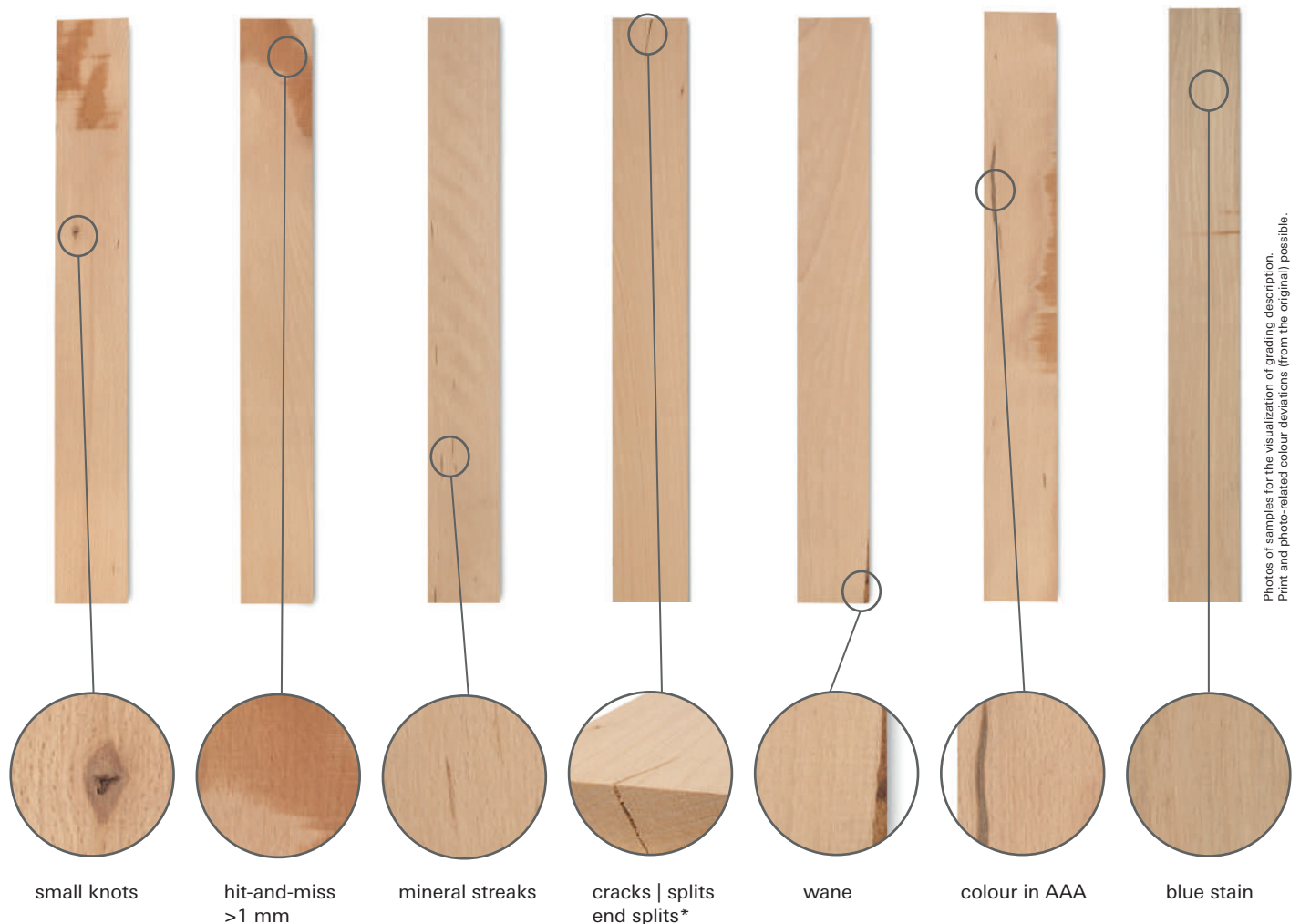
COMPONENTS with natural attributes

Although we meet the quality standards expected by most of our customers worldwide, it is important to note that our product, being natural, may show attributes such as small knots and minor variations in color as to maintain its natural appearance. We do allow these attributes intentionally.

For those customers who prefer fewer natural features, they may find it necessary to do additional trimming to achieve their desired aesthetic. If trimming is necessary, it is helpful to have a use for shorter pieces with the same thickness and width dimensions.

Today's scanning technology is good, but not perfect. Therefore, over- and underdetection is possible. The following examples of natural attributes may appear bigger than in our quality description for the purpose of visualization.

Sorting AAA & CCC max. 10% with possible natural attributes



Even with the occurrence of natural attributes, we at Pollmeier guarantee 90 % of the pieces will be usable without any rework.

*End splits are difficult to recognise with current detection systems, therefore occasionally lamellas may contain end splits.

General advice on the use of CTS

Especially when designing new furniture models it is important to have a look at what standard sizes are available and work with these new standards as efficiently as possible to reduce waste and limit unnecessary inventory. Smart use of the new standard dimensions leads to significant cost savings during the lifetime of the new furniture model.

In addition, the use of CTS brings advantages in processing. Surface milling is no longer necessary. Rounding off the edges with a simple table router and sanding the surfaces is perfectly sufficient. This saves additional processing steps and avoids material loss.

Using COMPONENTS is the easiest way to reduce material cost and save money.

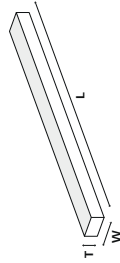
COMPONENTS // Solid Beech standard dimensions on stock

COMPONENTS

width	length	1.65" (42 mm)		1.77" (45 mm)		2.12" (54 mm)		2.67" (68 mm)		3.15" (80 mm)		3.93" (100 mm)		4.92" (125 mm)	
		Pieces	Vol. [mbf]	Pieces	Vol. [mbf]	Pieces	Vol. [mbf]	Pieces	Vol. [mbf]	Pieces	Vol. [mbf]	Pieces	Vol. [mbf]	Pieces	Vol. [mbf]
	118.11" (3,000 mm)		1.36		1.40		1.40		1.41		1.45		1.42		1.29*
	108.26" (2,750 mm)		1.24		1.28		1.28		1.29		1.33		1.30		1.18
	94.48" (2,400 mm)		1.08		1.12		1.12		1.12		1.16		1.14		1.03
	88.58" (2,250 mm)	1,000	1.01	960	1.05	800	1.05	640	1.05	560	1.09	440	1.07	320	0.97
	86.61" (2,200 mm)		0.99		1.02		1.02		1.03		1.06		1.04		0.95
	82.67" (2,100 mm)		0.95		0.98		0.98		0.98		1.01		0.99		0.90
	78.74" (2,000 mm)		0.90		0.93		0.93		0.94		0.97		0.95		0.86
	74.80" (1,900 mm)		0.89		0.92		0.89		0.89		0.92		0.90		0.82
	70.86" (1,800 mm)		0.85		0.87		0.84		0.84		0.87		0.85		0.78
	62.99" (1,600 mm)		0.75		0.78		0.74		0.75		0.77		0.76		0.69
	59.05" (1,500 mm)		0.71	960	0.73	800	0.72	640	0.70	560	0.72	440	0.71	320	0.65
	55.11" (1,400 mm)	1,040	0.66		0.68		0.70		0.66		0.68		0.66		0.60
	51.18" (1,300 mm)		0.61		0.63		0.60		0.61		0.63		0.62		0.56
	47.24" (1,200 mm)		0.56		0.58		0.56		0.56		0.58		0.57		0.52
	39.37" (1,000 mm)		0.47	1,000	0.48		0.47		0.47		0.48		0.47		0.43
	35.43" (900 mm)		0.42		0.44		0.42		0.42		0.43		0.43		0.39
	31.49" (800 mm)		0.38		0.39		0.37		0.38		0.39		0.38		0.34
	29.52" (750 mm)		0.35		0.36		0.35		0.35		0.36		0.36		0.32
	27.55" (700 mm)	1,040	0.33	1,000	0.34	800	0.32	640	0.33	560	0.34	540	0.33	320	0.30
	25.59" (650 mm)		0.31		0.32		0.30		0.30		0.31		0.31		0.28
	23.62" (600 mm)		0.29		0.29		0.28		0.28		0.29		0.28		0.26
	21.65" (550 mm)		0.52		0.27		0.51		0.52		0.53		0.52		0.47
	19.68" (500 mm)		0.47	1,000	0.24		0.47		0.47		0.48		0.47		0.43
	17.71" (450 mm)	2,080	0.42		0.22	1,600	0.42	1,280	0.42	1,120	0.43	880	0.43	640	0.39
	15.74" (400 mm)		0.38		0.39		0.37		0.38		0.39		0.38		0.34
	13.77" (350 mm)		0.33	2,000	0.34		0.33		0.33		0.34		0.33		0.30
	11.81" (300 mm)	3,120	0.42		0.44		0.42		0.42		0.43		0.43		0.39
	9.84" (250 mm)		0.35	3,000	0.36	2,400	0.35	1,920	0.35	1,680	0.36	1,320	0.36	960	0.32
	7.87" (200 mm)	4,160	0.38	4,000	0.39	3,200	0.37	2,560	0.38	2,240	0.39	1,760	0.38	1,280	0.34

COMPONENTS SORTED LENGTHS

106.34" - 118.11" (2,701 - 3,000 mm)	1.29	1.33	1.33	1.34	1.38	1.35	1.23
94.53" - 106.30" (2,401 - 2,700 mm)	1.15	1.19	1.19	1.20	1.23	1.21	1.10
82.72" - 94.49" (2,101 - 2,400 mm)	1.02	1.05	1.05	1.05	1.09	1.07	0.97
70.91" - 82.67" (1,801 - 2,100 mm)	0.92	0.95	0.91	0.91	0.94	0.92	0.84
59.09" - 70.87" (1,501 - 1,800 mm)	0.78	0.80	0.77	0.77	0.80	0.78	0.71



Solid Beech:

Tolerances:

Thickness:

Lightly steamed | Homogeneously dried to 7-9 % KD | Calibrated thickness |
Cut-to-size after kiln drying

Thickness: $\pm 0.012''$ | Width: $\pm 0.02''$ | Length: $\pm 0.012''$ linear ft
Tolerances refer to a moisture content of 7-9% (solid beech lumber). The swelling and shrinking behavior of higher equilibrium moisture contents must be taken into account.
0.94" (Invoiced thickness: 1.02")

* Available in grading CCC.

Customized lengths are available upon request for orders of 7.6 mbf volume or more per dimension.



For the most updated availabilities, please check our website here:

Pollmeier COMPONENTS // Solid Beech
Try Pollmeier COMPONENTS.

COMPONENTS



The production site in Aschaffenburg is Europe's largest solid wood cutting plant.

To place your test order or to request your free samples,
please contact us.
We are happy to support you in reducing your material costs.

tim@pollmeierusa.com
+1 501 868 9580

Our products are certified according to PEFC.

