

width \ length	42 mm		45 mm		54 mm		68 mm		80 mm		100 mm		125 mm	
	Pcs.	Vol [m³]	Pcs.	Vol [m³]	Pcs.	Vol [m³]	Pcs.	Vol [m³]	Pcs.	Vol [m³]	Pcs.	Vol [m³]	Pcs.	Vol [m³]
3,000 mm	1,000	3.3	960	3.4	800	3.4	640	3.4	560	3.5	440	3.4	320	3.1*
2,750 mm		3.0		3.1		3.1		3.1		3.2		3.2		2.9
2,400 mm		2.6		2.7		2.7		2.7		2.8		2.8		2.5
2,250 mm		2.5		2.5		2.5		2.5		2.6		2.6		2.3
2,200 mm		2.4		2.5		2.5		2.5		2.6		2.6		2.3
2,100 mm		2.3		2.4		2.4		2.4		2.5		2.5		2.2
2,000 mm		2.2		2.3		2.3		2.3		2.3		2.3		2.1
1,900 mm		2.2		2.2		2.2		2.1		2.2		2.2		2.0
1,800 mm	2.0	2.1	2.0	2.0	2.0	2.1	1.9							
1,600 mm	1.8	1.9	1.8	1.8	1.8	1.9	1.7							
1,500 mm	1,040	1.7	960	1.8	800	1.7	640	1.7	560	1.8	440	1.7	320	1.6
1,400 mm		1.6		1.6		1.6		1.6		1.6		1.6		1.5
1,300 mm		1.5		1.5		1.5		1.5		1.5		1.5		1.4
1,200 mm		1.4		1.4		1.4		1.4		1.4		1.4		1.3
1,000 mm		1.1		1,000		1.2		1.1		1.1		1.2		1.0
900 mm		1.0		1.0		1.0		1.0		1.0		1.0		0.9
800 mm		0.9		0.9		0.9		0.9		0.9		0.9		0.8
750 mm		0.9		0.9		0.9		0.8		0.8		0.9		0.8
700 mm	0.8	0.8	0.8	0.8	0.8	0.8	0.7							
650 mm	0.7	0.7	0.7	0.7	0.7	0.7	0.7							
600 mm	0.7	0.7	0.7	0.7	0.7	0.7	0.6							
550 mm	2,080	1.2	1,000	0.6	1,600	1.2	1,280	1.2	1,120	1.3	880	1.3	640	1.1
500 mm		1.1		0.6		1.1		1.1		1.2		1.1		1.0
450 mm		1.0		0.5		1.0		1.0		1.0		1.0		0.9
400 mm		0.9		0.9		0.9		0.9		0.9		0.9		0.8
350 mm		0.8		2,000		0.8		0.8		0.8		0.8		0.7
300 mm	3,120	1.0	3,000	1.1	2,400	1.0	1,920	1.0	1,080	1.0	1,320	1.0	960	0.9
250 mm		0.9		0.9		0.8		0.8		0.9		0.9		0.8
200 mm	4,160	0.9	4,000	0.9	3,200	0.9	2,560	0.9	2,240	0.9	1,760	0.9	1,280	0.8
150 mm	5,200	0.8	5,000	0.9	4,000	0.8	3,200	0.8	2,800	0.9	2,200	0.9	2,200	0.7

COMPONENTS SORTED LENGTHS

2,701 - 3,000 mm	1,000	3.1	960	3.2	800	3.2	600	3.2	560	3.3	440	3.3	320	3.0
2,401 - 2,700 mm		2.8		2.9		2.9		2.9		3.0		2.9		2.7
2,101 - 2,400 mm		2.6		2.5		2.5		2.5		2.6		2.6		2.3
1,801 - 2,100 mm		2.1		2.2		2.2		2.2		2.3		2.2		2.0
1,501 - 1,800 mm		1.8		1.9		1.9		1.9		1.9		1.9		1.7

* Available in grading CCC.

Customised lengths are available upon request for orders of 18m³ volume or more per dimension.

Solid Beech:
Tolerances:

Lightly steamed | Homogenously dried to 7-9% KD | Calibrated thickness | Cut-to-size after kiln drying

Thickness: approx. ±0.3 mm calibration tolerance | Width: approx. ±0.5 mm |

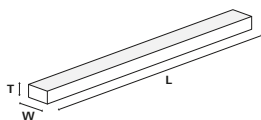
Length: approx. ±1 mm per linear metre

Tolerances refer to a moisture content of 7-9% (solid beech lumber). The swelling and shrinking behaviour of higher equilibrium moisture contents must be taken into account.

Thickness:

23.8 mm (Invoiced thickness: 26 mm)

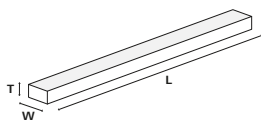
For the most updated availabilities, please check our website here:



width \ length	42 mm		45 mm		54 mm		68 mm		80 mm		100 mm		125 mm	
	Pcs.	Vol [m ³]	Pcs.	Vol [m ³]	Pcs.	Vol [m ³]	Pcs.	Vol [m ³]	Pcs.	Vol [m ³]	Pcs.	Vol [m ³]	Pcs.	Vol [m ³]
3,000 mm	700	3.4	672	3.4	560	3.4	448	3.5	392	3.6	280	3.2	224	3.2*
2,750 mm		3.1		3.2		3.2		3.2		3.3		2.9		2.9
2,400 mm		2.7		2.8		2.8		2.8		2.9		2.6		2.6
2,250 mm		2.5		2.6		2.6		2.6		2.7		2.4		2.4
2,200 mm		2.5		2.5		2.5		2.5		2.6		2.3		2.3
2,100 mm		2.3		2.4		2.4		2.4		2.5		2.2		2.2
2,000 mm		2.2		2.3		2.3		2.3		2.4		2.1		2.1
1,900 mm		2.1		2.2		2.2		2.2		2.3		2.0		2.0
1,800 mm		2.0		2.1		2.1		2.1		2.1		1.9		1.9
1,600 mm		1.8		1.8		1.8		1.8		1.9		1.7		1.7
1,500 mm		1.7		1.7		1.7		1.7		1.7		1.6		1.6
1,400 mm		1.6		1.6		1.6		1.6		1.6		1.5		1.5
1,300 mm		1.5		1.5		1.5		1.5		1.5		1.4		1.4
1,200 mm		1.3		1.4		1.4		1.4		1.4		1.3		1.3
1,000 mm		1.1		1.1		1.1		1.1		1.2		1.1		1.1
900 mm		1.0		1.0		1.0		1.0		1.0		1.0		1.0
800 mm		0.9		0.9		0.9		0.9		0.9		0.9		0.9
750 mm	0.8	0.9	0.9	0.9	0.9	0.8	0.8							
700 mm	0.8	0.8	0.8	0.8	0.8	0.7	0.7							
650 mm	0.7	0.7	0.7	0.7	0.8	0.7	0.7							
600 mm	0.7	0.7	0.7	0.7	0.7	0.6	0.6							
550 mm	1,400	1.2	1,344	1.3	1,120	1.3	896	1.3	784	1.3	560	1.2	448	1.2
500 mm		1.1		1.1		1.1		1.2		1.1		1.1		
450 mm		1.0		1.0		1.0		1.0		1.1		1.0		1.0
400 mm		0.9		0.9		0.9		0.9		1.0		0.9		0.9
350 mm		0.8		0.8		0.8		0.8		0.8		0.7		0.7
300 mm	2,100	1.0	2,016	1.0	1,680	1.0	1,344	1.0	1,176	1.1	840	1.0	672	1.0
250 mm		0.8		0.9		0.9		0.9		0.9		0.8		0.8
200 mm		2,800		0.9		2,688		0.9		2,240		0.9		1,792
150 mm	3,500	0.8	3,360	0.9	2,800	0.9	2,240	0.9	1,960	0.9	1,400	0.8	1,120	0.8

* Available in grading CCC.

Customised lengths are available upon request for orders of 18m³ volume or more per dimension.



Solid Beech:
Tolerances:

Lightly steamed | Homogenously dried to 7-9% KD | Calibrated thickness | Cut-to-size after kiln drying

Thickness: approx. ±0.3 mm calibration tolerance | Width: approx. ±0.5 mm |

Length: approx. ±1 mm per linear metre

Tolerances refer to a moisture content of 7-9% (solid beech lumber). The swelling and shrinking behaviour of higher equilibrium moisture contents must be taken into account.

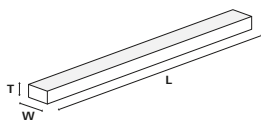
Thickness:

36 mm (Invoiced thickness: 38 mm)

For the most updated availabilities, please check our website here:



width \ length	49 mm		68 mm		80 mm		100 mm		125 mm	
	Pcs.	Vol [m³]	Pcs.	Vol [m³]	Pcs.	Vol [m³]	Pcs.	Vol [m³]	Pcs.	Vol [m³]
3,000 mm	440	3.4	320	3.4	280	3.5	200	3.1	160	3.1*
2,750 mm		3.1		3.1		3.2		2.9		
2,400 mm		2.7		2.7		2.8		2.5		
2,250 mm		2.5		2.5		2.6		2.3		
2,200 mm		2.5		2.5		2.6		2.3		
2,100 mm		2.4		2.4		2.4		2.2		
2,000 mm		2.2		2.3		2.3		2.1		
1,900 mm		2.1		2.2		2.2		2.0		
1,800 mm		2.0		2.0		2.1		1.9		
1,600 mm		1.8		1.8		1.9		1.7		
1,500 mm		1.7		1.7		1.7		1.6		
1,400 mm		1.6		1.6		1.6		1.5		
1,300 mm		1.5		1.5		1.5		1.4		
1,200 mm		1.3		1.4		1.4		1.2		
1,000 mm		1.1		1.1		1.2		1.0		
900 mm		1.0		1.0		1.0		0.9		
800 mm		0.9		0.9		0.9		0.8		
750 mm		0.8		0.8		0.9		0.8		
700 mm	0.8	0.8	0.8	0.7						
650 mm	0.7	0.7	0.8	0.7						
600 mm	0.7	0.7	0.7	0.6						
550 mm	880	1.2	640	1.2	560	1.3	400	1.1	320	1.1
500 mm		1.1		1.1		1.2		1.0		
450 mm		1.0		1.0		1.0		0.9		
400 mm		0.9		0.9		0.9		0.8		
350 mm		0.8		0.8		0.8		0.7		
300 mm	1,320	1.0	960	1.0	840	1.0	600	0.9	480	0.9
250 mm		0.8		0.8		0.9		0.8		
200 mm	1,760	0.9	1,280	0.9	1,120	0.9	800	0.8	640	0.8
150 mm	2,200	0.8	1,600	0.8	1,400	0.9	1,000	0.8	800	0.8



Solid Beech:
Tolerances:

Lightly steamed | Homogenously dried to 7-9% KD | Calibrated thickness | Cut-to-size after kiln drying

Thickness: approx. ±0.3 mm calibration tolerance | Width: approx. ±0.5 mm |

Length: approx. ±1 mm per linear metre

Tolerances refer to a moisture content of 7-9% (solid beech lumber). The swelling and shrinking behaviour of higher equilibrium moisture contents must be taken into account.

Thickness: 48.5 mm (Invoiced thickness: 52 mm)

Customised lengths are available upon request for orders of 18m³ volume or more per dimension.

* Available in grading CCC.

For the most updated availabilities, please check our website here:

